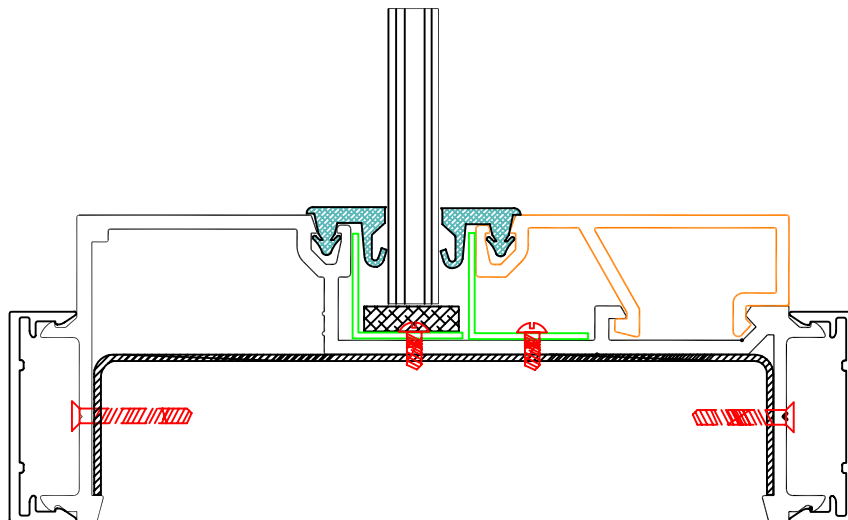


**ABS-AC INSTALLATION INSTRUCTIONS FOR 45 MINUTE "BORROWED LIGHT"
(UBC 7.2 COMPLIANT) ALUMINUM FRAME**

- 1.) ALUMINUM FRAME IS SECURELY FASTENED TO WALL THROUGH THE SIDES INTO DRYWALL AND STUD USING DRYWALL SCREWS LONG ENOUGH TO PENETRATE 1/2" INTO STUD. TWO SCREWS ARE REQUIRED AT EACH HEAD CORNER WITH 8" ON CENTER MAXIMUM PLACEMENT. JAMBS INCLUDE TWO SCREWS AT THE TOP OF EACH JAMB SPACED 1" APART WITH A SCREW SET ABOVE AND BELOW EACH HINGE MAXIMUM 12" ON CENTER PLACEMENT. WHEN INSTALLED AS PAIRS IN DRYWALL CONSTRUCTION, SHALL HAVE ANCHORS INSTALLED IN THE HEAD SECTION, MINIMUM 24" O.C.
- 2.) ABS-AC 45 MINUTE " BORROWED LIGHT" FRAME QUALIFIES FOR USE WITH EQUALLY LISTED GLAZING.
- 3.) MAXIMUM FRAME SIZE IS 3'-0" X 8'-0" UTILIZING A MINIMUM 3-3/4" WALL THICKNESS FRAME.

SECTION DRAWING :



INDUSTRY AFFILIATIONS :



FIRE RATED FRAME DETAILS

ABS - Architectural Components

8401 Rovana Cir. Sacramento CA. 95828

Toll Free Number: (866) 566-2161


Phone Main: (916) 388-2161

Fax: (916) 388-9336

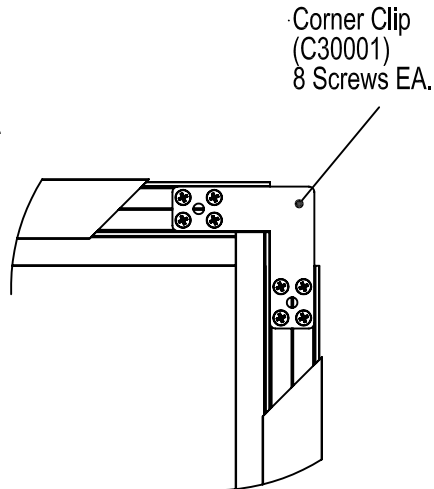
Page 5

ABS - Architectural Components

45 MIN. FRAME INSTALLATION DETAILS



DETAIL A



Screws:

6 x 3/8 Self drilling screw is
use to hold all clips in place.
Remove when frame is secure.

1. Install frames plumb and square securing frame to the wall through the sides into drywall/stud or other wall construction as specified.
2. Utilize corner alignment clips to assure correct frame connections. Remove when frame is secure in wall.
3. Install snap on casing to conceal all fasteners. No exposed fasteners are visible upon completion of installation.

This assembly is for 45 min. Fire rated Frames. Do not install corner clips. Use corner clip for alignment of legs to header only. Remove corner clips after alignment is done. Leaving corner clips off will allow legs to expand upwards leaving header to stay in position. When installed as pairs in drywall construction, shall have anchors installed in the head section, minimum of 24" o.c.



ABS - Architectural Components

8401 Rovana Cir. Sacramento CA. 95828

Toll Free Number: (866) 566-2161

Phone Main: (916) 388-2161

Fax: (916) 388-9336