



Interior Aluminum Doors

- ▶ Class II Clear Anodize
- ▶ Class II Bronze Anodize
- ▶ Wild Stile Layout
- ▶ Multiple Glass Types
- ▶ Sizes up to 4/0 9/0
- ▶ ADA Compliant





Interior Aluminum Doors

Doormerica Interior Aluminum Doors are the perfect solution when your project calls for a swinging aluminum door. Our heavy duty construction and versatile stile layout accomodates most popular hardware applications while meeting the needed job code requirements.



FEATURING:

- ▶ Class II Clear Anodize
- ▶ Class II Bronze Anodize
- ▶ Factory Welded Corners
- ▶ Sizing up to 4/0 9/0
- ▶ Available in B2, B1, and Square Edge
- ▶ Multiple Glass Designs:
Rain • Reed • Clear Tempered
White Lami • P516 Obscure
Open for glass by others
- ▶ ADA Title 24 Compliant
- ▶ Prepped for standard weight hinges
4.5" x 4.5" x .134 with cylindrical,
mortise locks, or panic hardware preps.


Glass Options:



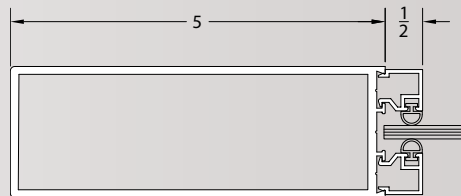
Aluminum Doors will work in conjunction with our Aluminum Pocket Frame



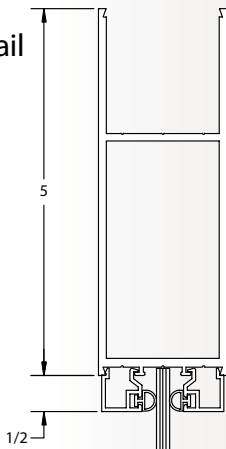
Beveled Stile



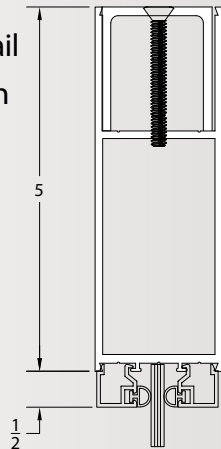
Square Stile




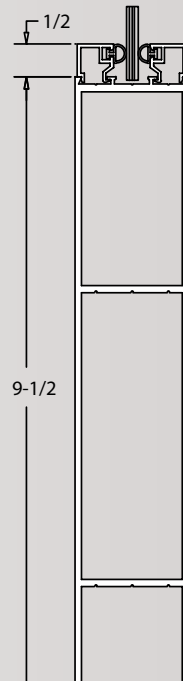
Top Rail



Top Rail Option



Bottom Rail





Interior Aluminum Doors



888-454-2888 (Toll Free)

888-454-2889 (Fax)

www.doormerica.com



DIAD 1119