



Decorative Series Interior Doors


Decorative Doors Offer Light And Privacy

- Contemporary Interior Door Glass Designs
- 6/8 Available Pine or Primed and Ready to Paint
- 8/0 Available Primed and Ready to Paint – 8/0 Has Panel Bottom Unless Noted Otherwise
- Reed Glass, Grooved & Etched Glass, Frosted Glass, Pattern Glass, & Plain Glass





Decorative Series Interior Doors



Reed
Page 4



Reeded Pantry
Page 4



Rainy Day
Page 5

Privacy Rating


The privacy rating scale goes from:
Clear – full detail easily seen through glass;
Obscure – light, shadows, and color can be seen, but no distinguishable shapes.



Viewable Detail on Glass

The nature of decorative glass requires some planning in the hanging of the door. We have included some detail at left to assist this process. Contact us for specific information on your glass choice.

Doormerica Decorative Series doors feature several unique designs and are the perfect choice for any interior application.



10-Lite V Groove
Page 5



Cameron
Page 6




Hamilton
Page 6



Modern Pantry
Page 7



Pantry
Page 7



Laundry
Page 7



Clear Glass
Page 8



Solid Frosted
Page 8



Reflections
Page 9



White Laminate
Page 9

Readable side is smooth with silk screened design on back: Hamilton, Frosted Glass, Pantry, and Laundry. • **Functional Speciality Exception:** Reeded Pantry is smooth on outside and reeded texture on the inside. Pantry etching on the smooth side. • **Textured:** Rainy Day, Reed, and Cameron. • **V-Groove:** 10-Lite.




**FAMILY:
REED GLASS**

Reed



Vertical reed glass offering obscurity and modern appeal.



**FAMILY:
REED GLASS**

Reeded Pantry



Fluted reed style glass for a sophisticated upscale appearance. Pantry wording etched on smooth side.



Doors are Available in 2 Surfaces: →



**FAMILY:
PATTERNED GLASS**

Rainy Day



Rain pattern one-piece glass adds high level of privacy.




**FAMILY:
GROOVED & ETCHED**

10-Lite V-Groove



Grooved 10-Lite French door with beveled grids.



Optional 8 foot tall doors are available in Primed White species only, and feature additional panel at bottom.

FAMILY:
GROOVED & ETCHED

Cameron



Single piece glue chip glass with high obscurity.



FAMILY:
FROSTED GLASS

Hamilton



Frosted glass with triple border for a contemporary look.



Doors are Available in 2 Surfaces: →





FAMILY:
FROSTED GLASS

Modern Pantry



Frosted glass elegantly designed for modern or traditional décor.



FAMILY:
FROSTED GLASS

Pantry



Frosted glass with pantry design and marginal border.



FAMILY:
FROSTED GLASS


Laundry



Laundry room design with frosted marginal border.



Available in 2/6, 2/8, 3/0 only



Optional 8 foot tall doors are available in Primed White species only, and feature additional panel at bottom.

FAMILY:
PLAIN GLASS

Clear Glass



Classic one-lite clear glass French door.




FAMILY:
FROSTED GLASS

Solid Frosted



Uniform obscure glass with etched surface for a clean, timeless design.




Doors are Available
in 2 Surfaces: →



FAMILY:
PLAIN GLASS

Reflections



Full length two-sided mirror door for viewing open or closed.




Available in Full Glass 8/0 High
(No Bottom Panel)



FAMILY:
PLAIN GLASS


White Laminate



White laminated glass for light filtration and privacy.



Available in Full Glass 8/0 High
(No Bottom Panel)



Optional 8 foot tall doors are available in Primed White species only, and feature additional panel at bottom.



Limited Warranty

This warranty applies only to the Decorative Series described doors by Doormerica - American Building Supply, Inc. Should any doors manufactured by Doormerica Decorative Series fail to conform to this written warranty, Doormerica - American Building Supply, Inc. will, at our option, either:

1. Replace the doors to the distributor or the person making the warranty claim. The doors will only be replaced in the exact same manner in which the doors were originally sold.
2. Repair the doors.
3. Refund the original purchase price paid to Doormerica - American Building Supply, Inc. for the doors. In no claim situation will Doormerica - American Building Supply, Inc. pay for ANY labor for the finishing or installation of the replacement doors, or any other costs associated with the replacement of the doors. Contact our sales office for a claims procedure form and exact details on any claim situation.

Warranty Periods:

<u>Construction Type</u>	<u>Interior</u>	<u>Exterior</u>
Residential 1-3/8 Decorative Series	1 Year	N/A

This warranty is subject to the following tolerances:

1. Size Tolerance:
 - a. Thickness $\pm 1/16''$
 - b. Width $\pm 1/16''$
 - c. Height $\pm 1/16''$
2. Squareness Tolerance:
 - a. Diagonal measurement will not exceed $1/4''$
3. Warp Tolerance:

Warp will be measured with a straight edge along the concaved face of the door. If the measurement is $1/4''$ or less, the door will not be considered as defective.
4. Glass tempered or laminated.

This warranty is subject to the following storage and handling instructions:

1. Store doors flat on a level surface in a dry, well ventilated building. Doors should be kept at least 3-1/2" off the floor and should have protective coverings under the bottom door and over the top. Covering should protect doors from dirt, water, and abuse, but allow air circulation under and around the stack. Avoid exposure to any sunlight or artificial light.
2. Clear Pine is more susceptible to discoloration if exposed to either sunlight or some forms of artificial light. To protect doors from light damage after delivery, opaque plastic wrapping is recommended.

This warranty is subject to the following finishing instructions:

1. Interior primed and stain doors should be finished in accordance with the published Doormerica care and finishing instructions for Decorative interior doors. Always follow paint/varnish manufacturer's recommendation.

Warranty limitations and exclusions:

1. The natural variations or unsatisfactory results in color, texture, gloss level, or appearance resulting from the field application of paint or any other finishing material.
2. Warp not exceeding $1/4''$ in the plane of the door itself. Warp shall include bow, cup, and twist. For doors larger than 3/0 x 7/0, warp not exceeding $3/8''$ in the plane of the door itself.
3. Doors left unfinished at the job site and exposed to the sun or excessive cold, heat, or moisture.
4. Glass or mirror breakage.
5. Doors used in exterior applications.
6. Cutting doors more than 2" in height from bottom rail and/or more than a total of $3/8''$ in width (maximum $3/16''$ each side).
7. Failure to follow Care and Finishing, Installation, and Maintenance Instructions.
8. Poor Installation: including, but not limited to, improper on-site storage per Care and Finishing.

There are no warranties that extend beyond the foregoing, and the manufacturer's responsibility under this warranty is as stated herein. No dealer, distributor, or person other than the manufacturer has the right to alter this warranty verbally or in writing. The manufacturer shall not be liable for consequential, indirect, or incidental damage, or for any amount in excess of the manufacturer's price for the doors involved, whether the claim is for breach of warranty or negligence.

In order to provide our customers with the finest products, manufactured in the most up-to-date manner, Doormerica - American Building Supply, Inc. reserves the right to make design or specific construction changes without notice.

Care and Finishing

1. Wood is dimensionally influenced by changes in moisture content caused within its surrounding environment. To assure uniform moisture exposure and dimensional control all surfaces must be finished.
2. Preparation - Doors should not be considered ready for painting when initially received. Prior to painting, remove all handling marks, raised grain, scuffs, burnishes, and other undesirable blemishes by completely block sanding all surfaces with 180-220 grit sand paper or fine sanding sponges and spot prime as needed. To avoid cross grain scratches, sand with the grain. Paint or seal all six sides of the door.
3. Stain doors - To avoid blotches, we recommend a wood sealer, sanding with #400 grit sander between coats and then applying two or more coats of top coating, according to finish requirements. Contact the finishing supplier regarding the correct application and use of these products.
4. Between Coats - Ensure that the door surfaces being painted are satisfactory in both smoothness and color before applying the next coat. Sand, if necessary, and be sure that each coat is hard and dry before applying the next coat.
5. Paint Selection - On factory primed doors, a waterborne all-acrylic latex finish is most compatible with the primers used and is highly recommended. Always obtain and follow the paint manufacturer's recommendations. Never attempt to paint in high moisture conditions, for the paint will not dry quickly enough and will penetrate into the door and can cause expansion and surface irregularities.
6. During the paint application process, doors should be stood straight up or hanging. Do not lean doors or lay doors down without equal support throughout the door to avoid warpage. Ensure that the environment that the doors are painted in is dry and at a temperature recommended by paint manufacturer.
7. Test Door - Always only paint ONE door to assure quality first. Doormerica - American Building Supply, Inc. must be contacted immediately if any quality issues are noticed.

Cleaning and Touch-up:

1. Inspect all doors prior to hanging them on the job and repair noticeable marks or defects that may have occurred from improper storage and handling.
2. Field touch-up shall include the filling of exposed nail or screw holes, re-finishing raw surfaces resulting from job fitting, repair of job inflicted scratches and mars, and final cleaning of finished surfaces. Field repairs and touch-ups are the responsibility of the installing contractor.
3. When cleaning frosted glass, use clear water and squeegee only. Household cleaners and chemicals may damage the frosted, design side. Do not use towels or cloths when cleaning the frosted side as they may leave residue.
4. When cleaning door surfaces, use a non-abrasive commercial cleaner designed for cleaning wood door or paneling surfaces; one that does not leave a film residue that would build up or affect the surface gloss of the door finish.

Doors must be sealed on all surfaces including top and bottom.

Warranty Claim

All doors manufactured by Doormerica - American Building Supply, Inc. are warranted to be free from defects in materials and workmanship. Although our stringent quality control system and our utilization of modern packaging and shipping methods assure that virtually all doors arrive at their destination in perfect condition, occasionally a problem does occur. To comply with the terms of our sales agreement, and to assure the most expedient resolution of any problem, the following steps must be followed.

Information Requirement:

The written claim notice must include:

1. Invoice number
2. Date of purchase
3. Purchase order number
4. All pertinent information on the original order
5. Detailed explanation of defect

Inspection Requirement:

Doors that are pre-machined at our factory should be checked against the frame in which they are to be installed, for correct machining prior to installation. INSTALLATION OF ANY PRE-MACHINED DOOR SHALL CONSTITUTE ACCEPTANCE. WARNING - Field Finished Doors: All doors that are to be field finished must be checked thoroughly. It is the responsibility of the finisher to prepare the doors by either hand sanding or power sanding each door to remove all handling marks. Sand paper grit and duration of preparation time depends on the finish that is required. If problems occur,

the finishing process must stop and Doormerica - American Building Supply, Inc. must be contacted. Finishing of any doors shall constitute acceptance.

Notice Requirement:

Since Doormerica - American Building Supply, Inc. cannot control the handling or exposure of doors following receipt, a specific duty of inspection is imposed upon the purchaser as a condition precedent to any claim. Such inspection must be made upon receipt of goods. Should a manufacturing defect be discovered, a written notice of the claim must be received by Doormerica - American Building Supply, Inc. within 15 days of receipt of the goods; or, in the event of a latent defect, from the date that such defect was, or should have been discovered. It will be the responsibility of Doormerica - American Building Supply, Inc. to determine the most efficient method to remedy such defect. Any repairs authorized or performed by any party, other than Doormerica - American Building Supply, Inc., are not covered by our sales agreement and are not the financial responsibility of Doormerica - American Building Supply, Inc. No claim will be honored unless the proper notification, as outlined above, has been received.

Transportation Related Damage:

Doormerica - American Building Supply, Inc. does not guarantee safe delivery of goods. Our responsibility ceases with issuance of the bill of lading showing delivery in good order to the transportation company. All claims for shortages, loss, delay, or damage from any cause must be filed by the consignee upon the transportation company.



Decorative Series Interior Doors

